

Your vehicle at a glance

Exterior overview.....	2-02
Interior overview.....	2-04
Instrument panel overview.....	2-05
Engine compartment.....	2-06

EXTERIOR OVERVIEW

■ Front view



* The actual shape may differ from the illustration.

OAB017001

- 1. Hood..... p. 4-17
- 2. Head lamp (Features of your vehicle)..... p. 4-52
Head lamp (Maintenance)..... p. 8-59
- 3. Front fog lamp (Features of your vehicle)..... p. 4-54
Front fog lamp (Maintenance)..... p. 8-59
- 4. Wheel and tire..... p. 8-43; 9-05
- 5. Outside rearview mirror..... p. 4-29
- 6. Sunroof..... p. 4-22
- 7. Front windshield wiper blades (Features of your vehicle)..... p. 4-58
Front windshield wiper blades (Maintenance)..... p. 8-37
- 8. Windows..... p. 4-14

■ Rear view




* The actual shape may differ from the illustration.

OAB017002

- | | |
|--|---------|
| 1. Door locks..... | p. 4-09 |
| 2. Fuel filler door..... | p. 4-19 |
| 3. Rear combination lamp (Maintenance)..... | p. 8-59 |
| 4. High mounted stop lamp (Maintenance)..... | p. 8-59 |
| 5. Trunk..... | p. 4-12 |
| 6. Antenna..... | p. 5-02 |
| 7. Rear view monitor..... | p. 4-51 |
| 8. Reverse Parking Distance Warning..... | p. 4-48 |

INTERIOR OVERVIEW

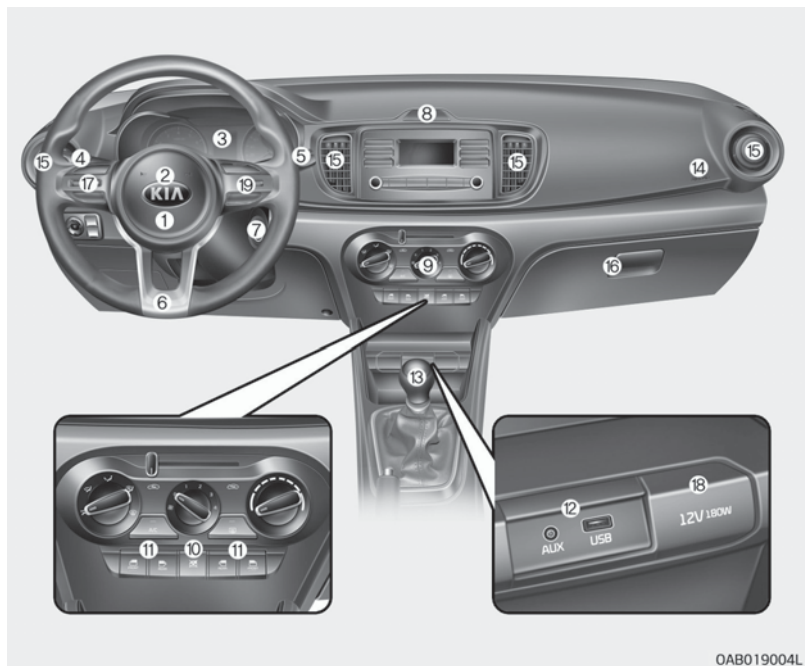


* The actual shape may differ from the illustration.

OAB017003

- 1. Door inner handle..... p. 4-09
- 2. Central door lock knob..... p. 4-09
- 3. Headlight leveling device..... p. 4-55
- 4. Outside rearview mirror control switch..... p. 4-29
- 5. TPMS SET switch..... p. 7-09
- 6. ESC off button..... p. 6-23
- 7. Steering wheel tilt lever..... p. 4-26
- 8. Fuse box..... p. 8-52
- 9. Hood release lever..... p. 4-17
- 10. Brake pedal..... p. 6-18
- 11. Trunk lid release lever..... p. 4-09
- 12. Fuel filler door release lever..... p. 4-19
- 13. Seat..... p. 3-02
- 14. Parking brake lever..... p. 6-19

INSTRUMENT PANEL OVERVIEW




OAB019004L

1. Driver's front air bag.....	p. 3-34
2. Horn.....	p. 4-27
3. Instrument cluster.....	p. 4-32
4. Light control / Turn signals control lever.....	p. 4-52
5. Wiper and washer control lever.....	p. 4-58
6. Steering wheel.....	p. 4-26
7. Ignition switch.....	p. 6-06
8. Hazard warning flasher.....	p. 7-02
9. Manual climate control system.....	p. 4-61
10. Power window lock button.....	p. 4-15
11. Power window switches.....	p. 4-15
12. AUX, USB.....	p. 5-02
13. Shift lever M/T.....	p. 6-09
Shift lever A/T.....	p. 6-12
14. Passenger's air bag.....	p. 3-34
15. Vent controls.....	p. 4-61
16. Glove box.....	p. 4-70
17. Steering wheel audio controls.....	p. 5-12
18. Power outlet.....	p. 4-74
19. Cruise control switch.....	p. 6-30

ENGINE COMPARTMENT

■ Kappa 1.4 MPI Engine



※ The actual engine cover in the vehicle may differ from the illustration.

OAB077001

1. Engine coolant reservoir.....	p. 8-27
2. Engine oil filler cap.....	p. 8-25
3. Brake/clutch fluid reservoir.....	p. 8-30
4. Air cleaner.....	p. 8-35
5. Fuse box.....	p. 8-67
6. Negative battery terminal.....	p. 8-39
7. Positive battery terminal.....	p. 8-39
8. Engine oil dipstick.....	p. 8-25
9. Radiator cap.....	p. 8-28
10. Windshield washer fluid reservoir.....	p. 8-33